

2534 8-Point Form-C Relay Output Module



Description

The 2534 8-Point Form C Relay Output Module provides eight isolated Form C relay outputs for the CTI 2500 Series® or the SIMATIC® 505 I/O base. This module plugs directly into the CTI 2500 Series® I/O base and responds to CTI 2500 Series® instructions. The 2534 is designed for high current applications such as switching motor starters. It is also designed for 125 VDC (nominal) low level current applications and is especially suited for applications in power utility substations.

Features

- CTI 2500 Series® base format
- 8 Form C relay outputs
- Isolated 1500 VDC channel-to-backplane
- Wide 15-240 VAC, 15-150 VDC output range
- 4.0 Amps per output
- Individually fused outputs
- Single-wide module

Specifications

Outputs per module: 8

Isolation: 1500 VDC channel-to-backplane
1500 VDC channel-to-channel

Output voltage: 15 - 240 VAC
15 - 150 VDC

Inrush current: 64 Amps for 2 mSec

Indicators: 8 individual LEDs

Maximum output current:

15VAC - 240VAC: 4A

15VDC - 30VDC: 4A

150VDC: Resistive: 1mA - 500mA

Inductive: 1mA - 250mA

Switching rate: 5 ops/sec (no load)

Type of contact: Form C

Type of outputs: Individually fused

Contact life: @ full rated current, 4A = 300,000 cycles
@ 2A = 1,000,000 cycles

Backplane Power: 1.0 Watt

User Power Supply: 24VDC \pm 10%
160 mA (all outputs ON)



Fuses: 8, 5 amp, 250V, field replaceable
Type Littelfuse #215-005 or Schurter
#0001.2511

Connector: 2500-40F sold separately

Wire Gauge: 14 - 22 AWG

Module Size: Single-wide

Shipping Weight: 1.8 lb. (0.82 Kg)

Additional Product Information:

On CTI's Website you will find links to the 2500 Series Std Environmental Specifications and the UL Agency Certificates of Compliance .

ROCK SOLID PERFORMANCE. TIMELESS COMPATIBILITY.



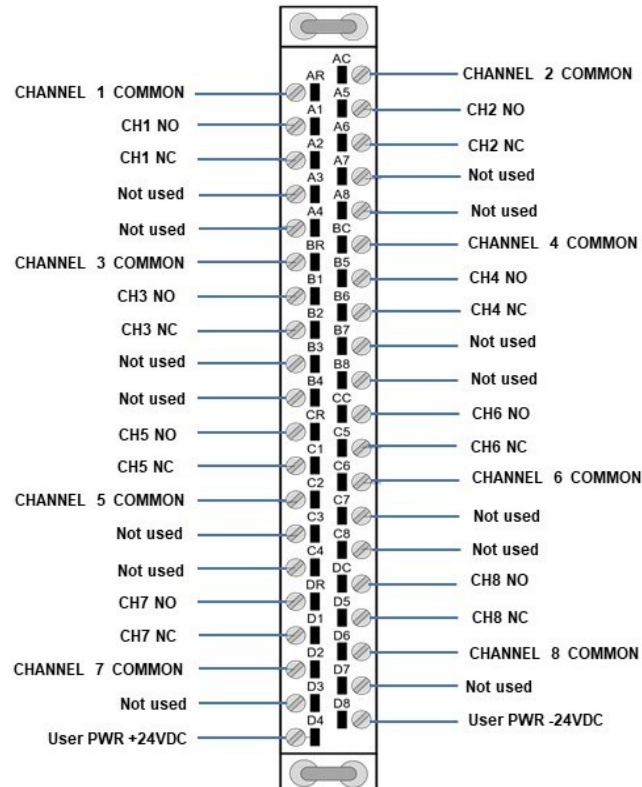
Control Technology Inc.

5734 Middlebrook Pike, Knoxville, TN 37921-5962

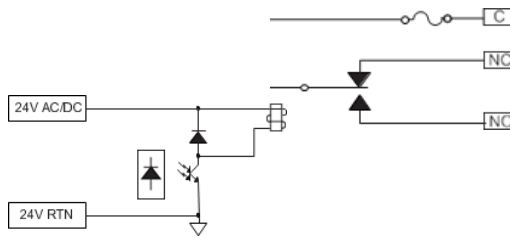
Phone: +1.865.584.0440 Fax: +1.865.584.5720

www.controltechnology.com

2534 8-Point Form-C Relay Output Module



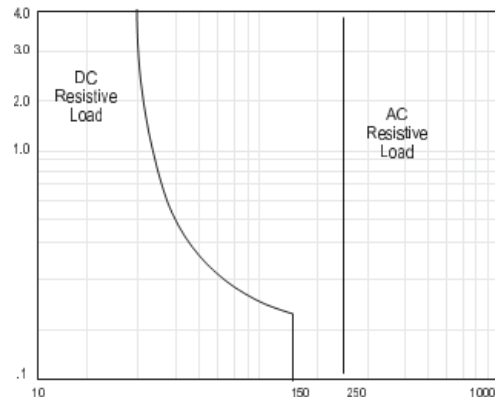
2534 Connector Pin Out
(2500-40F Required)



Typical Internal Circuit

WARNING:
The module must not be inserted into the I/O rack while rack power is applied.

NOTE:
LED is on the logic side.
There is no blown fuse indicator.



2534 Switching Capacity

ROCK SOLID PERFORMANCE. TIMELESS COMPATIBILITY.

2534 8-Point Form-C Relay Output Module



CAUTION – Non-Hazardous Areas/Hazardous Areas

WARNING – EXPLOSION HAZARD. DO NOT REMOVE OR REPLACE WHILE CIRCUIT IS LIVE UNLESS THE AREA IS FREE OF IGNITIBLE CONCENTRATIONS.	AVERTISSEMENT – RISQUE D'EXPLOSION. NE PAS RETIRER NI REMPLACER PENDANT QUE LE CIRCUIT EST SOUS TENSION À MOINS QUE L'EMPLACEMENT NE SOIT EXEMPT DE CONCENTRATIONS INFLAMMABLES.
WARNING – EXPLOSION HAZARD. DO NOT REMOVE OR REPLACE FUSE WHEN ENERGIZED.	AVERTISSEMENT – RISQUE D'EXPLOSION. NE PAS RETIRER NI REMPLACER UN FUSIBLE SI L'APPAREILLAGE EST SOUS TENSION.

Turn off power to the system before replacing fuses either in power supplies or IO modules. Refer to Product Bulletin or Installation and Operation Guide for specific information on the correct fuse for replacement. If there are any questions please contact CTI support. Fuses should only be replaced by qualified technicians.

ROCK SOLID PERFORMANCE. TIMELESS COMPATIBILITY.