


Configuration: 2589-B Universal Input Module

2. Configure isolation
(per group)




1. Configure login as
32pt, 16pt, or 8pt

3. Configure voltage
range (per channel)



Configuration: 2589-B Universal Input Module



Channel group A

Channel group B

Set isolation setting per group of channels:


Enhanced = each group has a common (4 channels per common)

Compatible = 2 groups share a common (8 channels per common)

Compatible = same as Siemens 505-4x32 modules



Configuration: 2589-B Universal Input Module



Set voltage range
(per channel) to 220,
110, 48, or 12/24



Configuration: 2589-B Universal Input Module



Set login type to 32pt (Siemens 505-4x32), 16pt (Siemens 505-4x16), or 8pt (Siemens 505-4x08)