

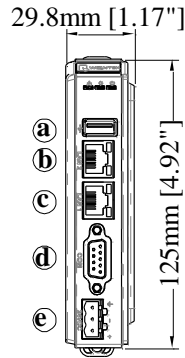


Feature

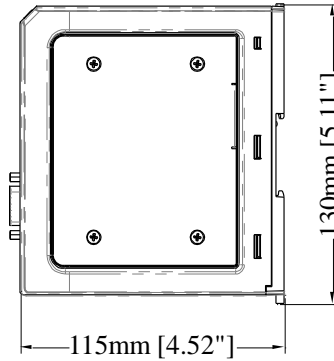
- Full HD 1080p High Resolution HDMI Output
- Supports customized resolution for 16:9 / 4:3 LCD monitor.
- Compact Design and DIN-rail Mountable
- Fan-less Cooling System
- Built-in 4GB Flash Memory and RTC
- One USB Host Port
- Gigabit Ethernet Port
- Supports MPI 187.5K
- Built-in Power Isolator
- Wide input voltage range: 10.5~28VDC

Memory	Flash	4 GB
	RAM	1 GB
Processor		32 bits RISC Cortex-A9 1GHz
I/O Port	SD Card Slot	N/A
	USB Host	USB 2.0 x 1
	USB Client	N/A
	Ethernet	LAN 1: 10/100/1000 Base-T x 1 LAN 2: 10/100 Base-T x 1
	COM Port	COM1: RS-232 COM2: RS-485 2W/4W COM3: RS-485 2W
	RS-485 Dual Isolation	N/A
	CAN Bus	N/A
	HDMI	Resolution 1920 x 1080 (customizable)
	Audio Output	N/A
	Video Input	N/A
RTC		Built-in
Power	Input Power	10.5~28VDC
	Power Isolation	Built-in
	Power Consumption	1250mA@12VDC ; 550mA@24VDC
	Voltage Resistance	500VAC (1 min.)
	Isolation Resistance	Exceed 50MΩ @ 500VDC
	Vibration Endurance	10 to 25Hz (X, Y, Z direction 2G 30 minutes)
Specification	PCB Coating	Yes
	Enclosure	Plastic
	Dimensions WxHxD	130 x 115 x 29.8 mm
	Weight	Approx. 0.24 kg
	Mount	35mm DIN rail mounting
Environment	Protection Structure	IP20
	Storage Temperature	-20° ~ 60°C (-4° ~ 140°F)
	Operating Temperature	0° ~ 50°C (32° ~ 122°F)
	Relative Humidity	10% ~ 90% (non-condensing)
Certificate	CE	CE marked
	UL	Application in progress
Software		EasyBuilder Pro V6.00.01 or later versions

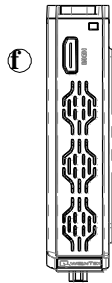
Dimensions



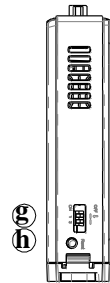
Front View



Side View



Top View



Bottom View

a	USB Host Port	f	HDMI
b	Ethernet Port	g	DIP Switch
c	Ethernet Port	h	Default Button
d	COM1: RS-232, COM2: RS-485 2W/4W, COM3: RS-485 2W		
e	Power Connector		

Ordering Information

- cMT-HDMI:**
4GB flash memory, 1GB RAM on board, 10/100/1000M Ethernet port x 1, 10/100M Ethernet port x 1
- FLC012200 (Optional)**
HDMI to HDMI cable
Length=200cm
- RZC232300 (Optional)**
Multi-connector cable
COM1[232]/COM2[485]/COM3[485]

Pin Assignment:

COM1 [RS232], COM2 / COM3 [RS485], 9 Pin, Male, D-sub

PIN#	COM1 [RS-232]	COM2 [RS-485]		COM3 [RS-485] 2W
		2W	4W	
1				Data+
2	RxD			
3	TxD			
4				Data-
5	GND			
6		Data+	Rx+	
7		Data-	Rx-	
8			Tx+	
9			Tx-	