

# 2550-A 8 Channel Isolated Analog Input Module

Classic



## Description

The 2550-A is a high-speed 8-channel isolated analog input module designed to be compatible with the CTI 2500 Series and Simatic® 505 base. The 2550-A translates analog input signals into an equivalent digital word.

## Features

- 1500V channel-to-channel isolation
- 1500V channel-PLC backplane isolation
- Fast 4ms update time for all channels
- External isolators not required
- No external power supply required for the module
- On-board calculations for 4-20mA offset inputs
- Single-wide module

## Specifications

### Input Channels:

8 isolated analog input channels

**Isolation:** 1500VDC Channel-to-channel and 1500 VDC channel-to-PLC

### Signal Range:

Unipolar: 0 to 5VDC, 0 to 10VDC or 0 to 20mA

Bipolar: -5 to +5VDC, -10 to +10VDC or -20 to +20mA

### Update Time

8 WX mode: 4mSec all channels

**Digital Filtering Time Constant:** 0.3Sec

### DC Input Resistance:

Voltage mode: 1MW

Current mode: 250W

**Repeatability:** 0.05%

### Accuracy:

Voltage mode: 0.1% of full scale from 0-60°C

Current mode: 0.2% of full scale from 0-60°C

### Resolution 8WX Mode:

**Unipolar 12 bits pls sign:**

0-5VDC range = 1.25 mV/step

0-10VDC range = 2.5 mV/step

0-20mA = 5µA/step

**Bipolar 11 bits pls sign:**

-5 to +5VDC range = 2.5 mV/step

-10 to +10VDC range = 5 mV/step

-20 to +20mA = 10µA/step

**Common Mode Rejection:**

>140db @ 60Hz

**Normal Mode Rejection:**

>40db @ 60Hz

**Connector:** standard CTI 2500-40F 40-position removeable connector, 14-22 AWG

**Backplane Power:** 6 Watts (maximum)

**Module Size::** Single-wide

**Input ESD Protection:** 20,000V

**Overrange Protection:** 500V

**Shipping Weight:** 1.5 lb. (0.68 Kg)

### Additional Product Information:

On CTI's Website you find will links to the 2500 Series Std Environmental Specifications and the UL Agency Certificates of Compliance .

ROCK SOLID PERFORMANCE. TIMELESS COMPATIBILITY.



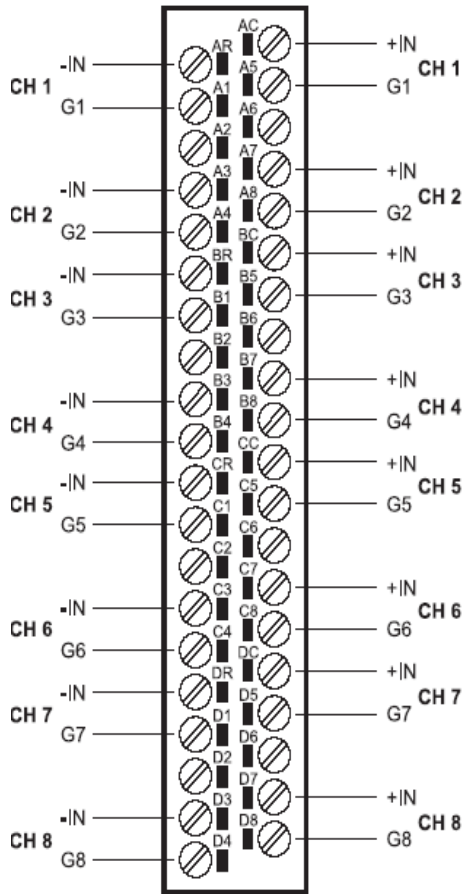
**Control Technology Inc.**

5734 Middlebrook Pike, Knoxville, TN 37921-5962

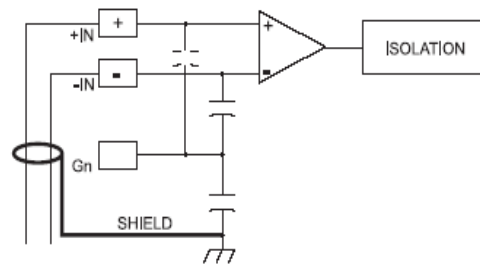
Phone: +1.865.584.0440 Fax: +1.865.584.5720

www.controltechnology.com

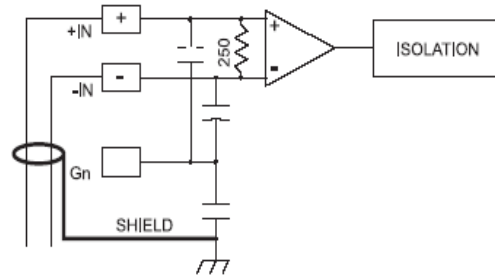
# 2550-A 8 Channel Isolated Analog Input Module



2550-A Connector



Typical Internal Circuit - Voltage Mode



Typical Internal Circuit - Current Mode

**Note:** The front connector on the module contains a G terminal which may be used for the shield wire if the installation is in a noise free environment. If the installation is in an extremely noisy environment CTI strongly recommends that the shield wires be terminated to the PLC chassis ground.

Closed Loop Control Application

**ROCK SOLID PERFORMANCE. TIMELESS COMPATIBILITY.**