

2588-8 8-Point Universal Input Module

Classic



Description

The 2588-8 8-Point Universal Discrete Input Module accepts a wide range of voltage signals. It is designed to accept both AC and DC voltage allowing the user to pick and choose ranges on a single module. The 2588-8 can replace Siemens® 8 point input products with no rewiring. Motor centers, optical sensors, limit switches and utility control are excellent examples of applications for this product.

Features

- CTI 2500 Series® or Simatic® 505 base format
- 8 universal input points
- Replaces Siemens® 505-4008-A, 4208-A, 4308, and 4408-A with no rewiring
- 1500V channel-to-PLC backplane and group-to-group isolation
- Wide 11V to 220V AC/DC range (selectable by group)
- Isolation in groups of 2
- Sourcing or sinking inputs
- Single-wide module

Specifications

Inputs per Module: 8

Isolation:

1500 VDC channel-to-backplane

1500 VDC group-to-group

Input Voltage:

Range Setting	Operating Range
---------------	-----------------

12/24V range	11 - 30 volts
--------------	---------------

48V range	40 - 56 volts
-----------	---------------

110V range	79 - 132 volts
------------	----------------

220V range	164 - 240 volts
------------	-----------------

Input Current:

AC: 2.1 - 3.6 mA

DC: 2.5 - 4.3 mA

Operating Characteristics for Typical Input:

AC Voltage Input:

Turn ON Time: 4.0mS

Turn OFF Time: 15.0mS

DC Voltage Input:

Turn ON Time: 1.0mS

Turn OFF Time: 15.0mS

Connector: Removable

Wire Gauge: 14 - 22 AWG

Backplane Power: 1.8 Watts max.

Module Size: Single-wide

Shipping Weight: 1.5 lb. (0.68 Kg)

Additional Product Information:

On CTI's Website you will find links to the 2500 Series Standard Environmental Specifications and the UL Agency Certificates of Compliance .

Standard Shipping Configuration

Jumper	Selection
Channel 1 thru 8	110V

ROCK SOLID PERFORMANCE. TIMELESS COMPATIBILITY.




Control Technology Inc.

5734 Middlebrook Pike, Knoxville, TN 37921-5962

Phone: +1.865.584.0440 Fax: +1.865.584.5720

www.controltechnology.com

2588-8 8-Point Universal Input Module



Isolation Configuration

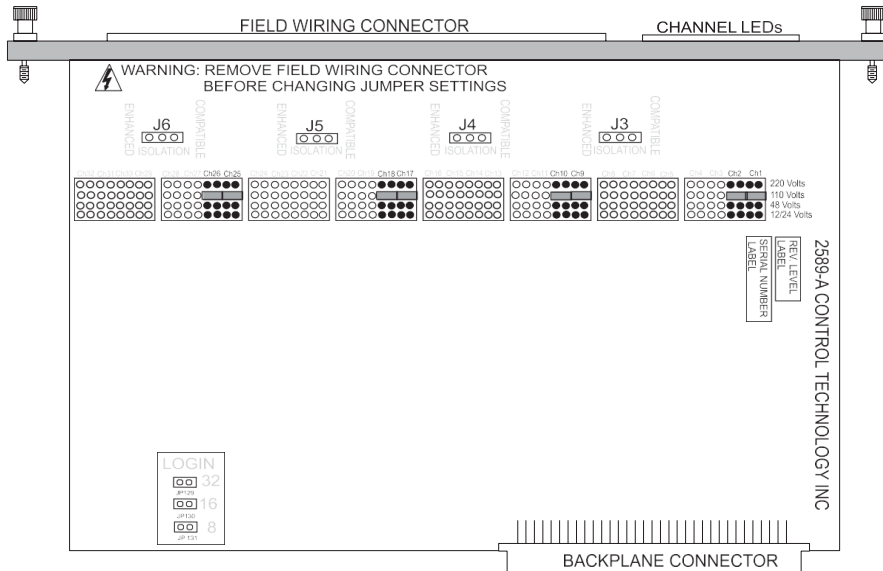
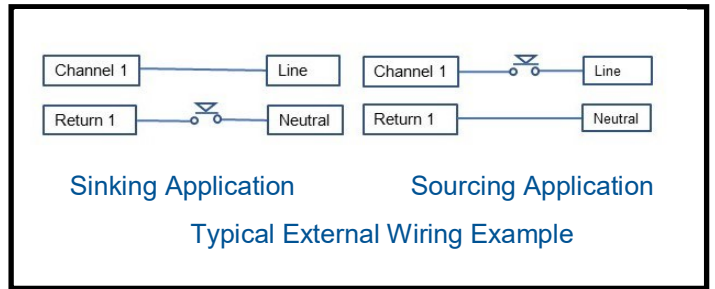
On the 2588-8, two channels share a common return path. On the 2588-8 J3 through J6 are not used.

Voltage Range

The 2588-8 will handle a wide range of AC and DC signals, and has jumpers located on the PCB to allow the user to select between 12/24V, 48V, 110V or 220V on a per channel basis using the jumpers located on the PCB. See the PCB Jumper Configuration Location diagram below. The operating ranges are as follows:

Range Setting	Operating Range
12/24V	11 - 30 Volts
48V	40 - 56 Volts
110V	79 - 132 Volts
220V	164 - 240 Volts

2500-40F Wiring Diagram



PCB Jumper Configuration Location

ROCK SOLID PERFORMANCE. TIMELESS COMPATIBILITY.